

# *Slimebot*: A Modular Robot That Exploits Emergent Phenomena\*

Masahiro Shimizu and Akio Ishiguro  
*Dept. of Computational Science and Engineering*  
*Nagoya University*  
*Furo-cho, Chikusa-ku, Nagoya 464-8603, Japan*  
{shimizu/ishiguro}@cmplx.cse.nagoya-u.ac.jp

Toshihiro Kawakatsu  
*Dept. of Physics*  
*Tohoku University*  
*Aoba, Aramaki, Aoba-ku, Sendai 980-8578, Japan*  
kawakatu@cmt.phys.tohoku.ac.jp

**Abstract**—This paper discusses a fully decentralized algorithm able to control the morphology of a two-dimensional modular robot called “Slimebot”, consisting of many identical modules, according to the environment encountered. One of the significant features of our approach is that we explicitly exploit “emergent phenomena” stemming from the interplay between control and mechanical systems in order to control the morphology in real time. To this end, we particularly focus on a “functional material” and a “mutual entrainment”, the former of which is used as a spontaneous connectivity control mechanism between the modules, and the latter of which plays as the core of the control mechanism for the generation of locomotion. Simulation results indicate that the proposed algorithm can induce “protoplasmic streaming”, which allows us to successfully control the morphology of the modular robot in real time according to the situation without losing the coherence of the entire system.

**Index Terms**—Modular robot, Emergent Phenomena, Morphology control, Decentralized control algorithm, Protoplasmic streaming

## I. INTRODUCTION

Recently, a modular robot (or called reconfigurable robot), consisting of many mechanical units (hereinafter called modules), have been attracting lots of concern. Since the relative positional relationship among the modules can be altered actively according to the situation encountered, a modular robot is expected to show significant abilities, e.g., adaptability, fault tolerance, scalability, and flexibility, compared with a robot on a fixed-morphology basis [1-5]. Under these circumstances, so far various morphology control methods have been proposed for modular robots. Most of these studies, however, have the following problems:

- Morphological alteration is discussed in some studies, but is usually resolved by turning into a module rearrangement problem in a centralized-planning manner.
- Modules are normally connected mechanically and/or electromagnetically by highly rigid mechanisms.

In order to fully exploit the advantages mentioned above, (1)each module should be controlled in a fully decentralized manner, and (2)the resultant morphology of the entire

\*This work is partially supported by a Grant-in-Aid for the 21st Century COE “Frontiers of Computational Science”. Many helpful suggestions for the hardware of Slimebot from Masayasu Takahashi at our laboratory are greatly appreciated.

system should be *emerged* through the module-to-module and module-to-environment interactions.

In light of these facts, this study is intended to deal with an emergent control method which enables a modular robot to change its morphology in real time according to the situation encountered without the use of any global information as well as without losing the coherence of the entire system. Since there still remains much to be understood about how such emergent systems can be created, in this study, we employ the following *working hypothesis*:

Well-balanced coupling between control and mechanical systems plays an essential role to elicit interesting emergent phenomena, which can be exploited to increase adaptability, scalability, fault tolerance and so on.

Based on this working hypothesis, here we particularly focus on the exploitation of a *functional material* and a *mutual entrainment* among nonlinear oscillators, the former of which is used as a spontaneous connectivity control mechanism between the modules, and the latter of which plays as the core of the control mechanism for the generation of locomotion. In what follows, we will explain these in more detail. As mentioned before, most modular robots developed so far have their modules connected mechanically and/or electromagnetically by highly rigid mechanisms. Under this kind of connection mechanism, however, the control algorithm required usually ends up to be extremely complicated and intractable since it has to always specify which modules should be connected physically as well as how each module should be moved. In addition, module connections done by such a highly rigid mechanism may impair some of the advantages expected, particularly the flexibility against environmental changes. In order to alleviate this problem, we focused on a functional material. More specifically, we used *Velcro strap* as a practical example, since this intrinsically have an interesting properties: when the male and female halves of Velcro contact each other, they are connected easily; and when the halves are disconnected by a force greater than the yield strength, they come apart automatically. Exploiting the property of this material itself as a part of the mechanical dynamics is expected not only to reduce the computational cost required for the connection control

dramatically, but also to induce emergent properties in morphology control<sup>1</sup>.

For efficient morphology control of a modular robot with this kind of material, the induction of *protoplasmic streaming* is considered in this study. Protoplasmic streaming is a many-body behavioral phenomenon widely observed in nature. We expect that this contributes to control the morphology of an entire module group in an emergent manner from the interactions between the modules and between the module group and its surrounding environment. Here, a mutual entrainment plays an essential role to elicit protoplasmic streaming, which will be discussed later.

Since the study is still in the initial stage, this paper deals with the morphology control of a modular robot placed two dimensionally. More specifically, we attempt to construct a control method able to induce protoplasmic streaming inside the modular robot. Simulation results indicate that the proposed method is highly promising.

## II. PROPOSED METHOD

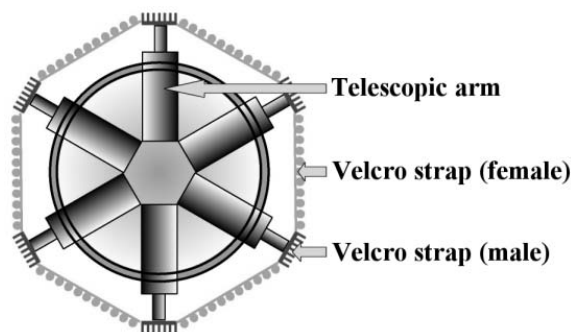
### A. The Mechanical Structure

A two-dimensional modular robot called Slimebot considered in this study consists of many identical modules, each of which has a mechanical structure like the one shown in Fig. 1(a). A schematic of the entire system is also illustrated in the figure (b). Each module is equipped with telescopic arms and a ground friction control mechanism (explained later). Each module is also equipped with a touch sensor for detecting an obstacle, and two types of light-detecting sensor: one is for detecting the goal; and the other is for ambient light. Note that the module is covered with Velcro straps with different polarities, *i.e.*, male and female halves of Velcro. The property of the connection mechanism is specified by the yield stress of Velcro employed: connection between the modules is established spontaneously where the arms of each module make contact; disconnection occurs if the disconnection stress exceeds the yield stress. We also assume that local communication between the connected modules is possible, which will be used to create phase gradient inside the modular robot (discussed below). In this study, each module is moved by the telescopic actions of the arms and by ground friction. Therefore, each module itself does not have any mobility but can move only by the collaboration with other modules.


### B. The Control Algorithm

Under the above mechanical structure, we consider how we can generate stable and continuous protoplasmic streaming inside Slimebot. As observed in *slime mold* and other organisms, the generation of an appropriate phase

<sup>1</sup>Due to the automatic disconnection by a force beyond the yield strength, this material is expected to absorb the conflict between a modular robot and its environment. When a highly rigid connection mechanism is employed, one has to always control precisely, which will lead to the huge computational cost. Therefore, a functional material can be viewed as a mechanism which autonomously controls the connection and disconnection among the modules by exploiting its intrinsic properties.



(a) Mechanical structure of each module (top view)



(b) The entire system (top view)

Fig. 1. A schematic of Slimebot.

gradient inside the modular robot is indispensable in order to induce protoplasmic streaming. To this end, a nonlinear oscillator is implemented onto each module with which we expect to create an appropriate equiphase surface suitable for generating protoplasmic streaming through the *mutual entrainment* among the oscillators. In what follows, we will give a detailed explanation of this algorithm.

1) *Active mode and passive mode*: Here, the basic operation of each module is defined. Each module in the modular robot can take one of two exclusive modes at any time: *active mode* and *passive mode*. As shown in Fig. 2, a module in the active mode actively contracts/extends the connected arms, and simultaneously reduces the ground friction. In contrast, a module in the passive mode increases the ground friction<sup>2</sup>, and return its arms to their original length. Note that a module in the passive mode does not move itself but serves as a supporting point for efficient

<sup>2</sup>Slime molds do really use this mechanism. This is called a *pseudopod*.

movement of the module group in the active mode.

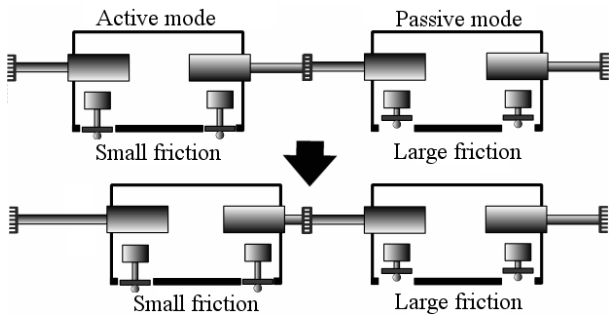


Fig. 2. A schematic of the active mode and the passive mode (A side view of the connected modules is shown for clarity).

2) *Configuration of the phase gradient through mutual entrainment*: As mentioned before, the modes of each module should be switched appropriately in order to induce a protoplasmic streaming phenomenon. Therefore, the configuration of an equiphase surface is extremely important as a guideline for the mode switching. In this study, the creation of an equiphase surface effective for generating the protoplasmic streaming phenomenon is attempted only through the local communication. To do so, we focused on a *mutual entrainment phenomenon* created through the interaction among nonlinear oscillators. In the following, we will explain this in more detail.

As a model of a nonlinear oscillator, *van der Pole oscillator* (hereinafter VDP oscillator) was employed, since this oscillator model has been well-analyzed and widely used for its significant entrainment property. The equation of VDP oscillator implemented on module  $i$  is given by

$$\alpha_i \ddot{x}_i - \beta_i (1 - x_i^2) \dot{x}_i + x_i = 0, \quad (1)$$

where the parameter  $\alpha_i$  specifies the frequency of the oscillation.  $\beta_i$  corresponds to the convergence rate to the limit cycle.

The local communication among the physically connected modules is done by the local interaction among the VDP oscillators of these modules. This is conducted by referencing the study of Kakazu *et al.* [6], which is expressed as<sup>3</sup> :

$$x_i(t+1) = x_i(t) + \varepsilon \left\{ \frac{1}{N_i(t)} \sum_{j=1}^{N_i(t)} x_j(t) - x_i(t) \right\}, \quad (2)$$

where  $N_i(t)$  represents the number of modules neighboring module  $i$  at time  $t$ . The parameter  $\varepsilon$  specifies the strength of the interaction.

<sup>3</sup>In this study, the mutual entrainment among the VDP oscillators adopted by Kakazu *et al.* [6] is employed to create an appropriate phase gradient. The point of this study, however, is to induce the protoplasmic streaming inside the modular robot by exploiting the interaction between the dynamics of the functional material and the distribution of the velocity vectors created from the resultant shape of the equiphase surface. This is totally different from the study of Kakazu *et al.*, which is aimed at controlling a swarm of motile elements, *i.e.*, autonomous mobile robots.

When VDP oscillators interact according to Equation (2), significant phase distribution can be created effectively by varying the value of  $\alpha_i$  in Equation (1) for some of the oscillators [6]. In order to create an equiphase surface effective for the generation of protoplasmic streaming, we set the value of  $\alpha_i$  as:

$$\alpha_i = \begin{cases} 0.7 & \text{if the goal light is detected} \\ 1.3 & \text{if an obstacle and/or the ambient} \\ & \text{light is detected} \\ 1.0 & \text{otherwise} \end{cases} \quad (3)$$

Note that except the modules detecting the goal light, the modules on the boundary, *i.e.*, the outer surface, have the value of  $\alpha_i = 1.3$ . This allows us to introduce the effect of *surface tension*, which is indispensable to maintain the coherence of the entire system. Fig. 3 shows the phase distribution when the modules are arranged circularly. The top and bottom of the figure corresponds to the front and rear of the modular robot, respectively. In the figure, arrows – each of which represents the direction of gradient vector at the corresponding point – are also depicted for clarity.

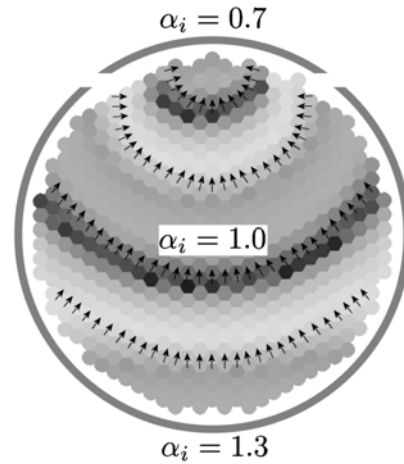


Fig. 3. Phase distribution created through the mutual entrainment among the VDP oscillators in a circular arrangement. The gray scale denotes the value of the phase at the corresponding point.

3) *Generation of the protoplasmic streaming*: Here, we consider a control algorithm able to generate protoplasmic streaming exploiting the phase distribution created from the aforementioned mutual entrainment among the VDP oscillators. To do so, the two possible modes, *i.e.*, the active and passive modes, of each module should be appropriately altered corresponding to the emerged phase distribution. In this study, therefore, we first divide one period  $T$ , *i.e.*, the period of  $(n-1)\pi \leq \theta_i(t) < (n+1)\pi$ , of the VDP oscillator equally into  $N_p$  sections. Then, in each phase section corresponding to time  $T/N_p$ , the two mode is altered according to the duty ratio  $\gamma$  expressed as:

$$\gamma = \frac{T_a}{T_a + T_p}, \quad (4)$$

where  $T_a$  and  $T_p$  are the period of the active mode and passive mode in time  $T/N_p$ , respectively. Fig. 4 illustrates

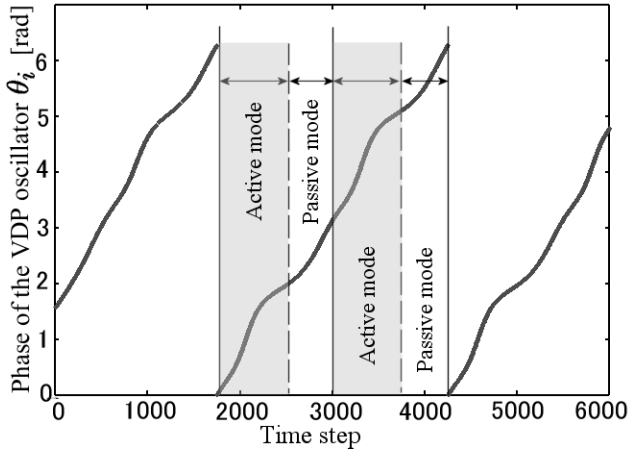


Fig. 4. Mode alternation.

how the active and passive modes are altered according to the phase of the oscillation. The vertical and horizontal axes are the phase of the VDP oscillator (hereinafter denoted by  $\theta_i$ ) and the time step, respectively. For clarity,  $N_p$  is set to two in the figure.

When the duty ratio is set as above under the phase distribution shown in Fig. 3, the timings of the mode alternation are propagated from the front to the rear inside the modular robot as travelling waves. In this study, the extension/contraction of each arm of module  $i$  in the active mode is determined according to the phase difference with the neighboring module. This is given by

$$F_i^m(t) = -k\{\theta_j(t) - \theta_i(t)\}, \quad (5)$$

where,  $F_i^m(t)$  is the force applied for the extension/contraction of the  $m$ -th arm of module  $i$  at time  $t$ .  $k$  is the coefficient.  $\theta_j(t)$  represents the phase of the neighboring module physically connected to module  $i$ . Due to this, the degree of arm extension/contraction of each module will become most significant along the phase gradient (see Fig. 3).

What should be noticed here can be summarized as: (1)the motion-direction vectors of the modules along the midline connecting from the front to the rear are oriented almost in the same direction; (2)the others are heading inward, the latter of which induces the effect of surface tension (see the arrows in Figure 3). This enables the entire system to advance forward while maintaining its coherency.

### III. SIMULATION RESULTS

#### A. Problem Setting

In this study, a *phototaxis behavior* is adopted as a practical example: the task of Slimebot is to move toward the goal without losing the coherence of the entire system. In the simulation discussed below, the light from the goal is given from the top of the figure, and thus Slimebot moves upward. The simulation conditions employed are as follows:

**Initial arrangement:** Circular (each module is placed so as to be the most densely filled structure, as shown in Fig. 3).

**Parameters of the VDP oscillator:**  $\beta_i = 1.0$ ;  $\varepsilon = 0.01$ ;  $\alpha_i$  is varied according to equation (3).

**Duty ratio:**  $\gamma = 0.6$ .

#### B. Verification of the Creation of Protoplasmic Streaming

In order to confirm the validity of the proposed method, simulations were performed under the above problem settings. Fig. 5 (a) and (b) show representative results obtained under the condition where the number of modules was set to 92 and 563, respectively. The thick circles in the figures denote obstacles. These snapshots are in the order of the time transition (see from the left to right in each figure). As in the figures, Slimebot can successfully negotiate the environmental changes without losing the coherence. These




Fig. 5. Representative data of the transition of the morphology (see from the left to right in each figure). The thick circles in the figures are the obstacles.

results provide us the following three points that have to be noted. First, as we clearly see from the figure (b), the traveling wave stemming from the phase distribution created through the mutual entrainment gradually becomes

conspicuous (see time step 1000 in the figure), and the right and left outer sections in the module group start moving toward the center. As a result, the protoplasmic streaming is emerged by causing the connection and disconnection among the modules. It should be noted that the dynamics of the connection mechanism provided by the functional materials is fully exploited in the process. Second, the way of negotiating the environment seems significantly different: Slimebot in the figure (a) passes through the obstacles by narrowing the width of the entire system, whilst the one in the figure (b) negotiates its environment by enclosing the obstacles. Note that these behavior are not pre-programmed, but are totally emergent. Third and finally, the effect of surface tension contributes to maintain the coherence of the entire system. Around the time step of 3000 in the figure (a), we temporarily turned off the goal light. As we see from the figure, Slimebot starts to form a circular shape. This is due to the effect of surface tension. We have observed that Slimebot cannot maintain the coherence without this effect, which will be discussed later.

### C. Verification of the Spontaneous Connectivity Control

The control method discussed the above does not *explicitly* control the connectivity among the modules by fully exploiting the property of the functional material. To verify the feasibility of this idea, we have measured the number of spontaneous disconnection occurred inside Slimebot during the negotiation with the environment. In the following experiment, we have employed exactly the same condition as shown in Fig. 5 except that the number of modules was set to 64. The result obtained is illustrated in Fig. 6.

As the figure explains, the number of spontaneous disconnection varies depending on the situation encountered. In other words, the number of disconnection occurred has strong correlation with the process of negotiation: we can observe the significant increase when the modular robot is

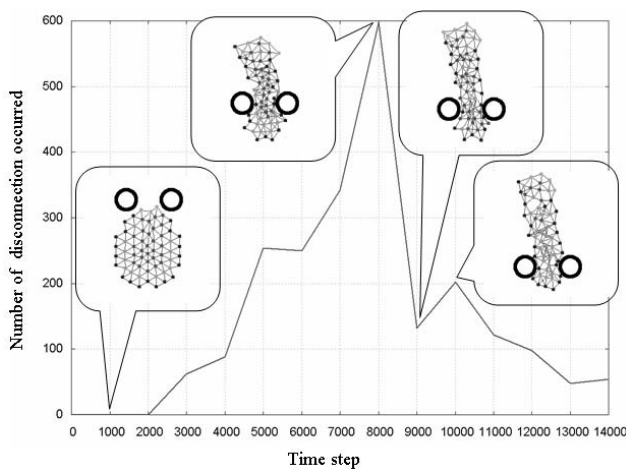


Fig. 6. Time evolution of the number of spontaneous disconnection among the modules.

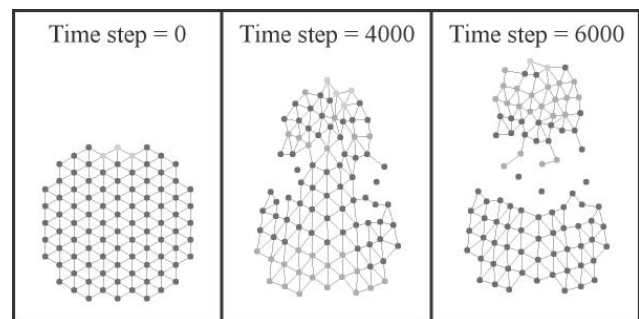
passing through the obstacles by narrowing the width of its embodiment (see from 2000 to 8000 time steps); once the entire system has almost converged to a shape expanding along the moving direction (see around 8000 time steps), the number of disconnection immediately starts to decrease. This strongly supports that the proposed control method allows us to fully exploit emergent phenomena during the deformation of morphology.

### D. Verification of the Effect of Surface Tension

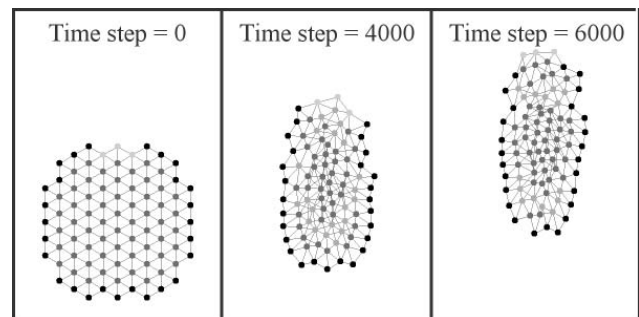
In order to verify the effect of surface tension in maintaining the coherence of the entire system, we have observed the time evolution of the morphology of Slimebot without the effect of surface tension. More specifically, we set the value of  $\alpha_i$  as:

$$\alpha_i = \begin{cases} 0.7 & \text{if the goal light is detected} \\ 1.0 & \text{otherwise} \end{cases} \quad (6)$$

in order to get rid of the effect of surface tension (see equation (3) for comparison). In the following experiment, we have employed the same condition in Fig. 5 except that the number of modules was set to 92, and two obstacles were removed. The result is shown in Fig. 7(a). For the sake of comparison, a representative data with the effect of surface tension is also illustrated in the figure (b). These results lead us to the conclusion that the effect of surface tension is indispensable to maintain the coherence of Slimebot. Note that this effect becomes salient as the number of modules increases.



(a) Without the effect of surface tension



(b) With the effect of surface tension

Fig. 7. Representative data of the transition of the morphology (see from the left to right in each figure).

#### IV. CONCLUSION AND FURTHER WORK


This paper discussed a decentralized control method enabling a modular robot to control its morphology in real time by explicitly exploiting an emergent phenomena stemming from the interplay between the control and mechanical dynamics. To this end, we focused on the functional material and the phase distribution created through the mutual entrainment among the VDP oscillators by utilizing the former as a mechanism for inter-module connection control and the latter as a core mechanism for locomotion pattern generation. Simulations conducted indicate that the proposed algorithm can induce a stable protoplasmic streaming inside the modular robot, which allows us to successfully control the morphology in real time according to the situation encountered without losing the coherence of the entire system. It should be noted that the control method discussed here does not control the connection/disconnection among the modules explicitly. This is totally an emergent phenomenon.

In order to control the morphology of a modular robot having a great degree of freedom in real time, the concept of exploiting the protoplasmic streaming inside the modular robot derived from the mutual entrainment among the VDP oscillators and the dynamic characteristics of the functional material introduced in this paper is considered to play an extremely important role in simplifying the necessary control algorithm. In addition, the protoplasmic streaming discussed here is emergent as the number of modules increases. This satisfies one of the important aspects of emergent phenomena: “a quantitative change leads to a qualitative change”. To our knowledge, this is a first study explicitly based on this idea in the field of modular robots.


To verify the feasibility of our proposed method, an experiment with a real physical modular robot is significantly important. A prototype of the proposed module currently under construction is represented in Fig. 8. In this prototype model, the telescopic arm is implemented as an *air cylinder*. After checking the operation of the module, we are planning to construct more than 20 modules.

#### REFERENCES

- [1] T. Fukuda and Y. Kawauchi, *Cellular robotic system (CEBOT) as one of the realization of self-organizing intelligent universal manipulators*, Proc. of IEEE ICRA, pp.662–667, 1990.
- [2] M. Yim, C. Eldershaw, Y. Zhang, and D. Duff, *Self-Reconfigurable Robot Systems: PolyBot*, Journal of the Robotics Society of Japan CVol.21, No.8, pp.851–854, 2003.
- [3] Hydra Project (EU Project): <http://www.hydra-robot.com>
- [4] A. Castano, W.-M. Shen, and P. Will, *CONRO: Towards Miniature Self-Sufficient Metamorphic Robots*, Autonomous Robots, pp.309–324, 2000.
- [5] H. Kurokawa, E. Yoshida, A. Kamimura, K. Tomita, S. Yoshida, and H. Kokaji, *Autonomous Modular Robot M-TRAN for Metamorphosis and Locomotion (in Japanese)*, Journal of the Robotics Society of Japan, Vol.21, No.8, pp.855–859, 2003.
- [6] Y. Kakazu and N. Takahashi, *Biomimetics and Modular Robotic System (in Japanese)*, Journal of the Robotics Society of Japan, Vol.21, No.8, pp.839–842, 2003.



(a) Oblique view



(b) Top view

Fig. 8. A real physical module.